

KITCHENS

ULTIMATE PLANNING & DESIGN GUIDEBOOK



www.lakevilleindustries.com

STARTING YOUR PROJECT

Here's what to expect once you begin your kitchen remodel:

1. PLAN

- Research design styles and trends; find your likes and dislikes.
- Determine your budget.
- Sketch a layout of your existing kitchen.
- Set a tentative schedule.



2. SCHEDULE

- Make an appointment with a Lakeville Kitchen & Bath design specialist:
- Visit lakevilleindustries.com, or call 631-957-6800.

3. DESIGN

- Share your ideas with your Lakeville Kitchen & Bath designer.
- Receive a free kitchen layout and site evaluation from your Lakeville designer.
- Finalize your product selections.



4. PREP

- Empty cabinets, clear out area and protect salvageable items.
- Rent and schedule a dumpster for non-salvageable items.
- Locate a large area to store your new cabinetry, appliances and other products.
- Inspect items for damage as they arrive.
- Seal off kitchen from the rest of the house to stop the spread of dust and debris.
- Create a temporary kitchen to use during renovation.

5. RENOVATE

- A team of professionals from our network of certified contractors will install your new kitchen.
- Thorough clean up of job site.
- Final walk through with your installer.
- Enjoy your new kitchen!


GOOD TO KNOW

SELECT YOUR CABINET HARDWARE AT THE SAME TIME YOU CHOOSE CABINETRY. THIS ALLOWS PLENTY OF TIME FOR SPECIAL-ORDER PIECES TO ARRIVE PRIOR TO INSTALLATION. LAKEVILLE KITCHEN & BATH OFFERS FREE HARDWARE WITH YOUR CABINET PURCHASE.



SELECTING YOUR CABINETS

No matter your design preference, Lakeville Kitchen & Bath has cabinet door styles for your unique kitchen project. While there are hundreds of door style options to choose from, here we've highlighted six of the most popular.




SLAB

A SOLID DOOR WITH NO FRAME OR PANEL; PERFECT FOR CONTEMPORARY DESIGNS.



RECESSED PANEL

SLEEK AND CLEAN; CAN GO INTO TRADITIONAL, TRANSITIONAL OR CONTEMPORARY DESIGNS.




RAISED PANEL

A CLASSIC STYLE FOR MORE TRADITIONAL LOOKS.



SHAKER

KNOWN FOR ITS SIMPLICITY, CLEAN LINES AND WARM YET CASUAL FEEL.



BEADED

REMINISCENT OF CLASSIC PANELING; IDEAL FOR COUNTRY OR TRANSITIONAL DESIGNS.



GLASS INSERT

USED AS A DECORATIVE ACCENT, GLASS INSERT DOORS MAKE FOR BEAUTIFUL DISPLAYS.

CABINET MATERIALS AND FINISHES

GOOD TO KNOW

PART OF THE BEAUTY OF WOOD IS THAT EVERY PIECE IS UNIQUE. DON'T BE ALARMED IF YOU NOTICE VARIATIONS IN GRAIN PATTERNS.




Oak

Strong and durable, golden color and highly visible grain.



Cherry

Premium wood with reddish tint.



Hickory

Similar to oak, but with dark veining and finer grain.



Maple

Hard, tightly grained wood.




Knotty Alder

Visible knots and burls.



Thermafoil

Fiberboard fused with vinyl-like material.



Veneers

Thin hardwood bonded to particleboard.




Wood Tones

Can be natural, medium or dark.



Glazes

Highlight recessed areas and give an antique or weathered appearance.



Stains

Enhance natural color and grain of the wood species.

CHOOSING YOUR COUNTERS

Choosing the right counter tops can completely transform the look and functionality of your kitchen. The experts at Lakeville Kitchen & Bath can help you choose the surface that's perfect for your taste and your lifestyle.



A. Granite \$\$-\$\$\$\$

- Highly heat and scratch resistant
- Genuine natural stone
- Easily cleaned and maintained
- Found in variety of colors and patterns



B. Quartz Surfacing \$\$\$-\$\$\$\$

- Heat and scratch resistant
- Can scorch
- Natural quartz and polyester resin
- Easily cleaned and maintained
- Found in variety of colors and patterns



C. Marble \$\$-\$\$\$\$

- Highly heat resistant
- Can scratch
- Genuine natural stone
- Requires maintenance



D. **Butcher Block** \$\$-\$\$\$\$

- Heat resistant but can burn
- Can scratch
- Solid wood laminated together with adhesive
- Requires maintenance



E. **Solid Surface** \$\$-\$\$\$\$

- Will melt when exposed to high heat
- Can scratch
- Acrylic resin
- Requires maintenance



F. **Laminate** \$-\$\$\$

- Somewhat stain resistant
- Can scratch and scorch
- Layers of plastic adhered to particleboard
- Requires maintenance



GOOD TO KNOW

ASK YOUR DESIGNER ABOUT CUSTOMIZED EDGES AND CORNERS. THESE SMALL TOUCHES GIVE EVEN COUNTERTOPS MADE OF LESS-EXPENSIVE MATERIALS AN ELEGANT, FINISHED LOOK.

FLOORING OPTIONS

When choosing your kitchen flooring, consider not just aesthetics but also durability. How will the material hold up to your lifestyle? Here we outline some features of five common flooring options.



CERAMIC TILE

With a wide variety of colors, textures and patterns to choose from, ceramic tile is one of the most customizable flooring options.




HARDWOOD

Classic, warm and inviting, hardwood flooring is a beautiful and long-lasting option that will add resale value to your home.



NATURAL STONE

Great for high-traffic kitchens, properly sealed stone floors are incredibly resilient and come in a vast array of colors and textures.



VINYL

Not only is it stain resistant, durable and easy to maintain, but vinyl also comes in a wide array of colors and patterns.



LAMINATE

For those who want the look of wood with greater durability, laminate flooring is the ideal choice.

STORAGE SOLUTIONS

At Lakeville Kitchen & Bath, we understand that the kitchen is, in many ways, the most important room in your home. That's why we design your kitchen with a designated place for all of your kitchen essentials. Organize, maximize space and work more efficiently with these unique storage ideas.



VERTICAL TRAY DIVIDERS

Instead of stacking heavy platters and trays, save space and make storage easier with vertical tray dividers



SLIDE-OUT WASTE BINS

Keep unsightly waste bins neatly stowed away and separate your garbage and recyclables with slide-out divided bins.



CUTLERY DIVIDERS

With many accessory options like foil dispensers, knife blocks and spice jar holders, cutlery dividers keep your drawers clean and clutter-free.



APPLIANCE GARAGES

Vertical lift doors are a great way to keep items like blenders and mixers within reach while out of sight.



PULL-OUT SPICE TRAYS

With pull-out spice trays, there will be no more digging through unorganized drawers looking for that one ingredient you need.



LAZY SUSANS

Utilize that awkward corner space. Lazy Susans come in wood, chrome or plastic and can be mounted on a pole or on shelves.

FIND YOUR STYLE

Before you begin your remodel, research the different kitchen design styles and trends to help pinpoint your personal taste. Are you looking for a kitchen with a warm, homey and traditional feel? Or are you drawn to the sleek, clean lines and neutral tones of a contemporary design? Below are three popular design styles to consider.

TRADITIONAL



Traditional kitchens are marked by their warm, homey, classic feel. Unlike the simplicity and clean lines embraced by minimalist modern styles, traditional kitchens incorporate more detail and ornamentation, giving them their charming, timeless elegance.

Notable features:

- Ornate molding and trim
- Raised panel cabinets
- Warm, classic wood stains and glazes muted with varying tones of creams, grays, and pastels;
- Antique fixtures
- Natural flooring
- Decorative lighting.



TRANSITIONAL



Characterized by their seamless blending of classic and modern elements, transitional kitchens are perfect for those who are searching for a design style that is open to interpretation. These kitchens are known for their clean and simple cabinet door styles and for their mixing of natural and manufactured materials like wood, steel, glass, stone or marble.

Notable features:

- Streamlined cabinetry
- Neutral color palettes
- Blends of tactile textures and materials



MODERN



Streamlined and sophisticated, modern kitchens make a statement with their starkly unadorned, eye-catching look. White, stainless steel and pale wood cabinets are popular in modern kitchens, as are black, white, wood and stainless steel counter tops. State-of-the-art stainless steel appliances and unique lighting create a distinct, futuristic, minimalist effect.

Notable features:

- Clean, sleek cabinet door styles
- Stainless steel appliances
- Recessed lighting
- Statement accessories



GOOD TO KNOW

MONOCHROMATIC PALETTES ARE VERY POPULAR IN MINIMALIST MODERN KITCHENS. USE HIGH GLOSS COLORS TO ENHANCE THIS EFFECT.

GET STARTED TODAY

Lakeville Kitchen & Bath is your comprehensive kitchen resource destination. Our design team is excited to help you take on the task of creating the kitchen you have always envisioned.



Visit one of our showrooms or make an appointment to start designing your dream kitchen today!

Showroom Locations

100 South Smith St, Lindenhurst,
NY, 11757

45 Southern Blvd, Nesconset,
NY, 11767

Contact Us

Lindenhurst: (631) 957 - 6800

Smithtown: (631) 656 - 0936

www.lakevilleindustries.com